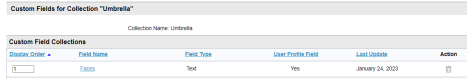
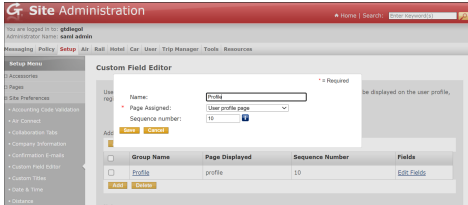
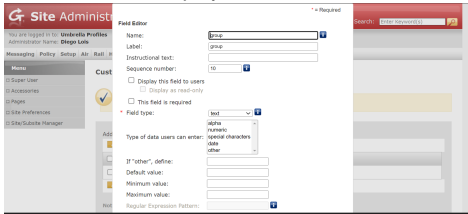


# Release note - 1. February 2023

## Additional Source for custom field and/or publish action

New sources have been created and can be used in the agency configuration.

Target System	Field	Source
Deem	Payment Cards Billing Address <ul style="list-style-type: none"> <li>Country</li> <li>Address 1</li> <li>Address 2</li> <li>MailStop</li> <li>City</li> <li>State/Province</li> <li>Postal Code</li> </ul>	<ul style="list-style-type: none"> <li>Billingcountry</li> <li>Billingstreet1</li> <li>BillingaptSuite</li> <li>Billingmailstop</li> <li>Billingcity</li> <li>BillingstateProvince</li> <li>BillingpostalCode</li> </ul>
Deem	Custom Field Collection Field Name  <b>Example:</b> 	<custom field collection>/<fieldname>  <b>Example:</b> Umbrella/Faces
GetThere	User Security Level  For the import (Read from OBE) a custom field (CFE) with label "group" needs to be configured in GetThere. <ul style="list-style-type: none"> <li>Go to Site Admin&gt;Site Preferences&gt;Custom Field Editor</li> <li>Create a Profile CFE group and then click Edit fields or click Edit fields in an existing Profile CFE group (Name and Sequence number does not matter for the CFE group)</li> </ul>  <ul style="list-style-type: none"> <li>In the next page, create a <b>text</b> profile CFE with the Name and Label <b>group</b> (all lower case). It is very important that the field is NOT displayed to users and that it is NOT required, meaning that both "Display this field to users" and "This field is required" must remain <b>unchecked</b>, which is the default. The Sequence number and Instructional text does not matter as the field should never be displayed to travelers.</li> </ul> 	GROUP  Possible values (Validation List): [L=;ag_admin=ag_admin;ag_help=ag_help;ag_trvl=Agency Travel Counselor;profile=Profile Administrator;ss_admin=ss_admin;ss_bus=Sub-Site Administrator;support=Customer Help Desk;trav_app=Travel Approver;trav_arr=Travel Arranger;user=Traveler
Cytric	Travel Arranger Dashboard	useTravelArrangerDashboard  Allowed values: yes / no

## Concur Rail & Visa Mapping

### Rail Loyalty Card - Mapping

We removed some rail discount cards which were incorrectly published as rail loyalty card. In addition we added the mapping of the following loyalty cards

Faces Card Label	Concur Card Label
SNCF Voyageur Card	SNCFVoyageur
My Thalys World	Thalys Thalys The Card
SNCF Eurostar Frequent Traveller	EurostarEurostar Frequent Traveller
Renfe Direct - Renfe + (Loyalty Card)	Renfe

### Visa Entry - Mapping

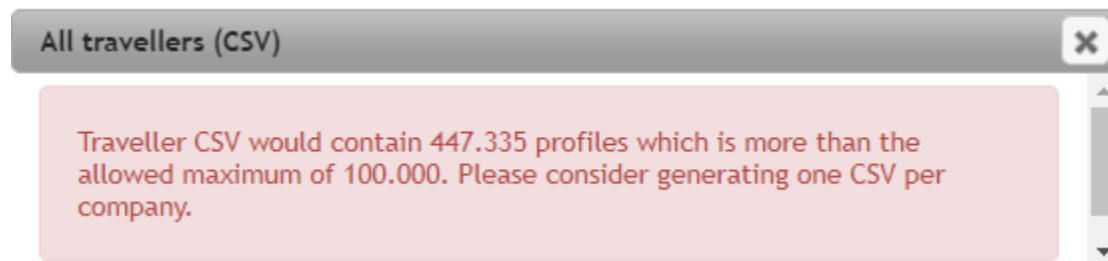
We improved the Faces Visa Entry Type mapping to Concur Visa Entry as follows:

Faces Entry Type	Concur Visa Type
Single entry	Single Entry
Double entry	Double Entry
Multiple entry	Multi Entry
Other, Specified below = ES	ESTA
Other, Specified below = ET	ETA
Other, Specified below = SH	SCHENGEN VISA
Other, Specified below = "blank"	unknown

## CSV Export "all travellers (csv)"

The export of the "all travellers (csv)" is limited to a maximum of 100.000 profiles.

Example:



Note: Please use the export of individual travellers per company.